

Bore Spacers
-see page 1

Duct Bank Spacers
-see page 2



BORE & DUCT BANK SPACERS

Conduit-in-Casing Applications



ISO-9001:2015 CERTIFIED COMPANY - FM537405

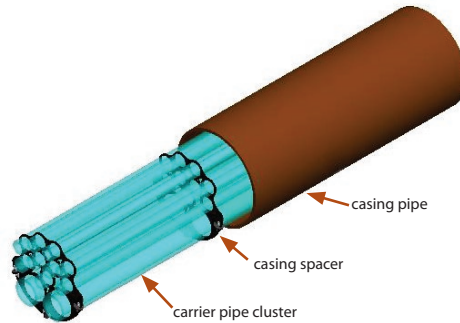


For Electrical, Conduit-in-Casing or Communication Applications

APS Bore Spacers are designed to support and cradle conduit for ease of installation, allowing optimal free flow of grout, thereby eliminating voids. Bore Spacers also maintain accurate conduit position and alignment that will result in a reduction of installation time, isolation, boosting efficiency and ensuring that the installation is performed correctly.

AVAILABLE FEATURES:

- Solid high strength HDPE or Polypropylene body
- Multiple conduit sizes and designs
- Accommodates any type conduit or casing pipe
- Conduit to conduit separation to customer specification
- Scalloped perimeter
- Strategically located holes for grout injection hose
- Conduit bank flotation prevention
- Holes for stabilization cable
- Conduit bank weight is balanced on either centerline
- HDPE or Polypropylene wheels with steel axle
- HD strapping or Nylon 275 lb tie straps
- 8" to 96" diameter casing



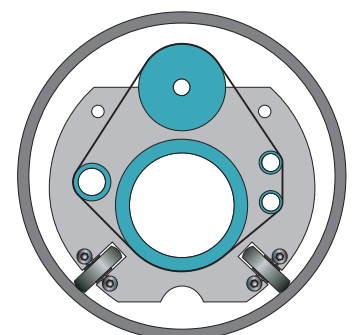
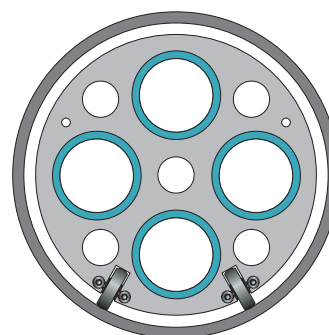
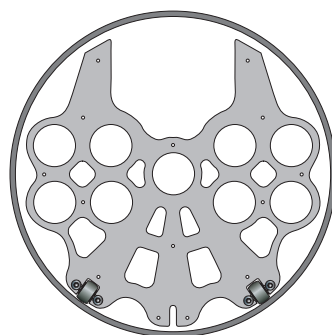
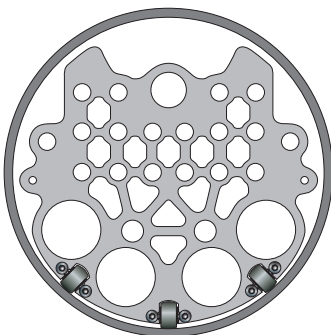
BORE SPACER SPECIFICATIONS

Dielectric Strength (ASTM D-149)	450-500 Volts/Mil
Flexural Strength (ASTM D-790)	4600 psi
Compressive Strength (ASTM D-695)	4600 psi
Tensile Strength (ASTM D-638, D-651)	4600 psi
Water Absorption (ASTM D-570)	0
Impact Strength (ASTM D-256)	3.0 ft lb/in of notch
Material	HDPE
Max Continuous Operating Temp (1/2" & 3/4" HDPE)	180 °F (82 °C)



The number of conduits and configurations are unlimited. We will design the proper bore spacer for your need.

EXAMPLE BORE SPACERS CONFIGURATIONS





How Do DUCT BANK SPACERS DIFFER FROM BORE SPACERS?

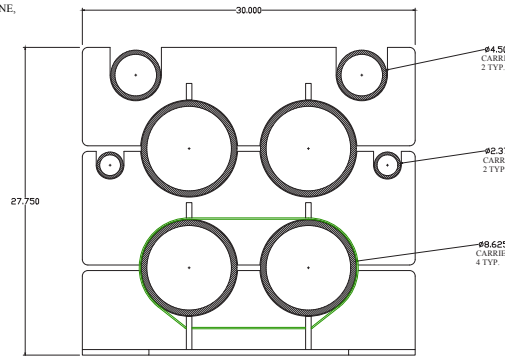
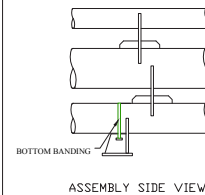
- Duct Bank Spacers are used at open-cut segments of the job
- Duct Bank Spacers are used in open trenches and do not require added features associated with Bore Spacers, such as grout holes or rollers

PLASTIC CLUSTER SPACER

MODEL : DBS-0804-36X32-1

MATERIAL:
0.50" THICK HIGH DENSITY POLYETHYLENE,
SHEETS ARE STRESS RELIEVED

BASE ASSEMBLY HARDWARE:
1/4" - 10 STEEL LAG SCREWS = 9
1/4" STEEL WASHERS = 9




NOTES:
1) SECURE DUCT BANK SPACERS AND CONDUITS WHEN INSTALLING.
2) APS RECOMMENDS A SPACER SET EVERY 5FT OF DUCT.
3) ADDITIONAL BANDING AT THE DISCRETION OF THE END USER.

THIS DRAWING AND PROPRIETARY DESIGN IS SOLELY THE PROPERTY OF ADVANCE PRODUCTS & SYSTEMS, LLC AND IS SUBMITTED WITH THE UNDERSTANDING THAT IT WILL BE KEPT IN STRICT CONFIDENCE. COPYRIGHT PROTECTED ©.



Advance Products & Systems
PO Box 60399
Lafayette, LA 70596-0399
Ph#337-233-6116 Fax# 337-232-3860
DUCT BANK SPACER
36" X 32"

APS OFFERS MULTI-PIECE DUCT BANK SPACERS



APS recommends to space Duct Bank Spacers at every 5 feet of the duct. Additional banding is at the discretion of the end user.



ORDER INSTRUCTIONS

1. Conduit Size(s)
2. Number of Conduits
3. Type of Conduit
4. Casing Type
5. Casing OD
6. Casing Wall Thickness
7. Length of Run
8. Min. Conduit-to-Conduit Separation
9. Grout: Filled or Not

OTHER PRODUCTS AVAILABLE

- Flange Isolating Gasket Kits
- Integra® Series Gaskets
- Kleerband® Flange Band Protectors
- Kleergel® Corrosion Inhibiting Grease
- Radolid® Nut & Bolt Protection Caps
- Casing Spacers & End Seals
- ApogeeAero® Roller Casing Spacers
- Innerlynx® Modular Mechanical Seals
- Wall Sleeves
- Foreman Nite Caps
- UBolt-Cote® & Atlas Pipe Support® Pads
- IsoJoint® Monolithic Isolating Joints
- Safety Spray Shields



PO Box 60399
Lafayette, Louisiana 70596-0399
800-315-6009 • 337-233-6116 • Fax 337-232-3860
E-Mail: sales@apsonline.com • Website: www.apsonline.com



Distributed by:



Advance Products & Systems, LLC is not responsible for errors printed in this brochure.

Advance Products & Systems, LLC shall repair or replace (within the limitations of such applicable express written warranty as may be issued by it) any product or portions thereof, which prove to be defective in workmanship or material for a period of 12 months from shipment date. The foregoing in lieu of all warranties, express or implied, and all other obligations or liabilities on the part of APS, on account of the product which it may sell. In no event shall APS be liable for consequential or special damages: nor except as it may otherwise specifically agree in writing, installation, or other work which may be done upon or in connection with the product by APS/ the distribution / dealer or others. THE LIMITED WARRANTIES PROVIDED IN THIS AGREEMENT AND THE OBLIGATIONS AND LIABILITIES OF APS ARE THE ONLY WARRANTIES MADE BY APS AS TO THE PRODUCT. APS MAKES NO EXPRESS OR OTHER IMPLIED WARRANTIES, BY COURSE OF DEALING, USAGE OF TRADE, MERCHANTABILITY, FITNESS FOR A PARTICULAR USE (WHETHER GENERAL OR SPECIFIC), OR OTHERWISE.

REV 063023